

# MODULE 4

## ENSURING SAFETY IN USING SOCIAL MEDIA



**PR.I.S.C.I.L.L.A**  
Preventing Incident of Sexual Cyberbullying  
in Intellectual disability



1

# SOCIAL MEDIA AND SAFETY



## Module 4: What is it All About?







Facebook, Instagram and TikTok are a lot of fun! Let's learn together how to keep them that way and stay happy and content online. Here we will talk, practice and **play** safety online.

There are two **interesting** activities and many useful **tips** that await us on this journey. So, let's get started!



# WHAT WILL YOU LEARN?

-  To know what is private and what is personal information.
-  To make your posts on Facebook, Instagram, TikTok, and Snapchat visible only to your friends.
-  To know when someone online is acting mean and inappropriately.
-  What to do when someone makes you feel uncomfortable online.



# What is **the Plan?**



- Introduction: Discussing social media and safety
- Understanding Privacy and Personal Information
- Icebreaker: What's Next?
- Module Activity 1: "Red flag", "Green flag"
- Simple Privacy Guides for Social Media
- Safe or Unsafe? Navigating Online Requests
- Icebreaker: My Safety Superpower!
- Module Activity 2: "What Would You Do?" Scenario Cards
- Tips and Tricks for Staying Safe Online
- Final Thoughts



# Privacy and Personal Information

Privacy means you get to choose who can see your information or what you do online. You decide who can see your posts, photos, or details about where you are.

Personal information is anything that could show who you are. This includes things like your name, address, phone number, or photos that show where you live or the people in your life.

# What's Next?

## Icebreaker 2

Let's use our imaginations to finish 5 sentences!


**Remember: There's no right or wrong way to finish them**

My favourite place to spend time is...

If someone asked where I live, I'd say...

If I had to describe my family, I'd say...

The thing I'd share about my day is...



# Activity 1: Red Flag, Green Flag

Full name

School or workplace

Phone number

Hobbies or interests

General feelings

Home address

Favourite music or song

Positive comments







Location details

Favourite movie or TV show

Discussions about sexual topics

Favourite type of food

Non-personal photos

Public events or activities you are attending

Discussions about personal relationships

Passwords

Photos of yourself in the bathroom


Naked photos of yourself

Photos of yourself in the bedroom



2

# Simple Privacy Guides for Social Media



# Changing Privacy Settings



## Private

- In private mode, only your friends can see the things you are sharing/posting.

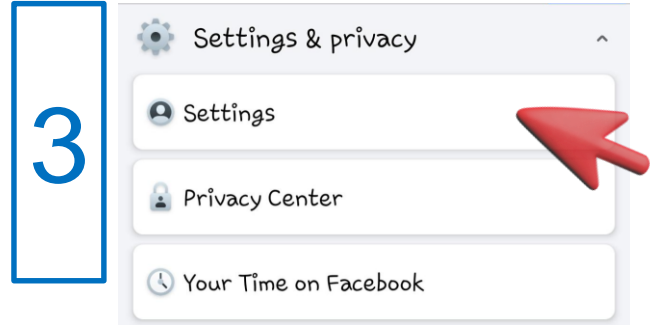
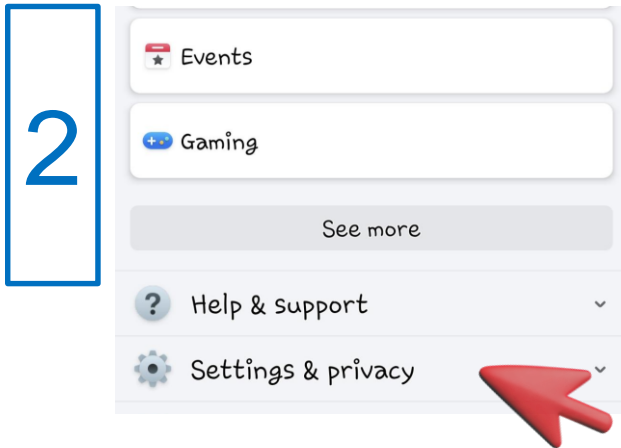

safe



## Public

- In public mode, anyone can see your posts and photos.

risky





4

### Audience and visibility

Control who can see what you share on Facebook.

- Profile details
- How people find and contact you
- Posts
- Stories
- Reels

6

### Choose default audience

- Public**  
Anyone on or off Facebook
- Friends**  
Your friends on Facebook
- Friends except...**  
Don't show to some friends
- Specific friends**  
Only show to some friends

5



Posts

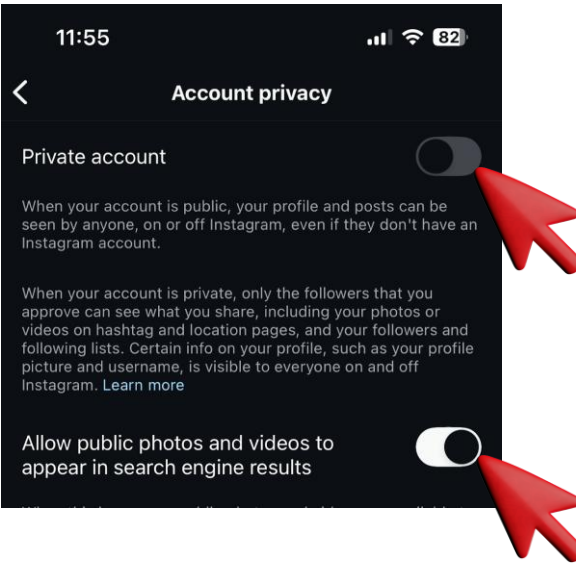
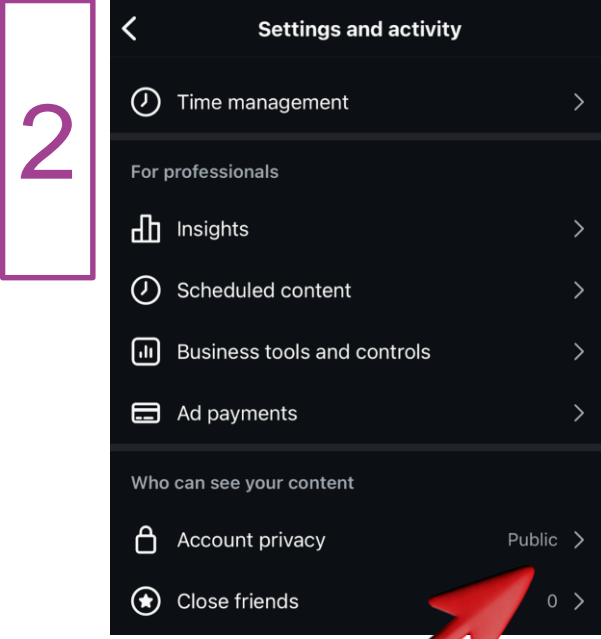
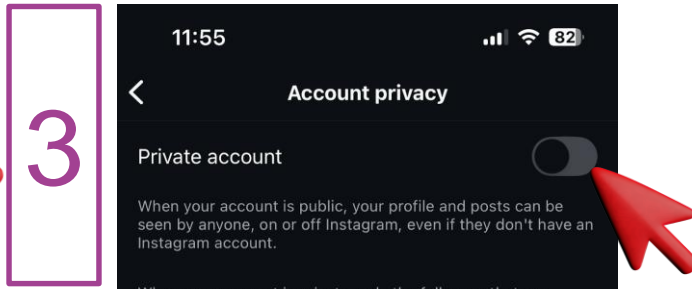
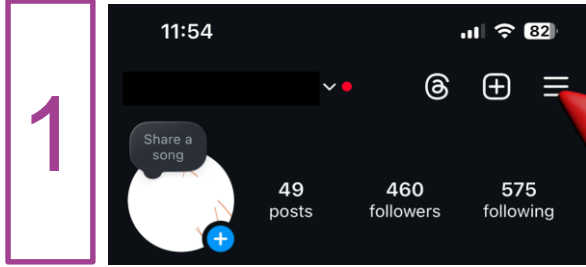
### Who can see your future posts?

Friends

Your default audience is set to **Friends**. This will be your audience for future posts, but you can always change it for a specific post.


**Good Job!**






Nice Job! ☆

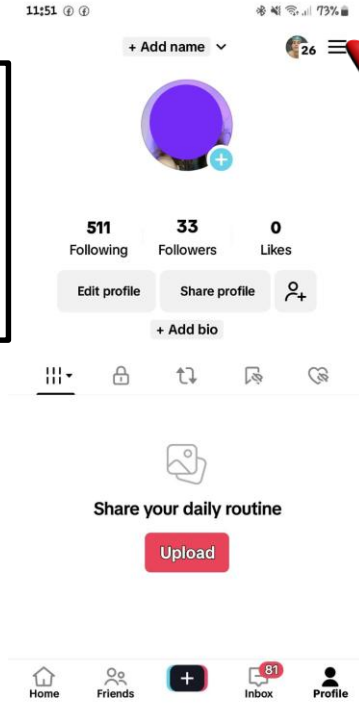




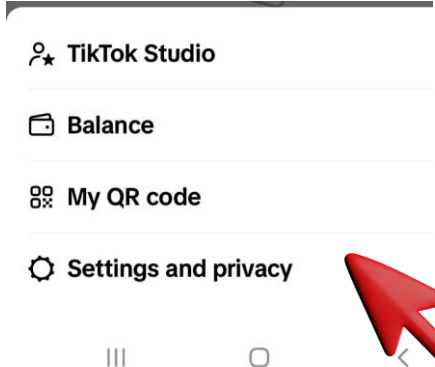
1




2



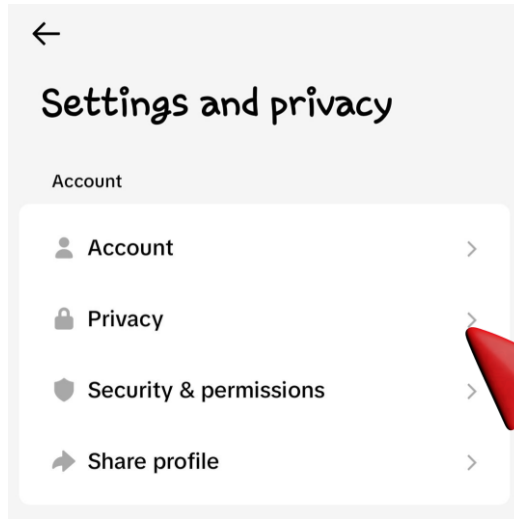
3



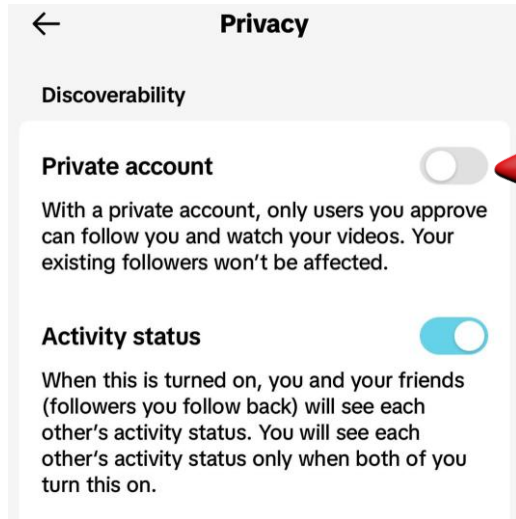




4



5



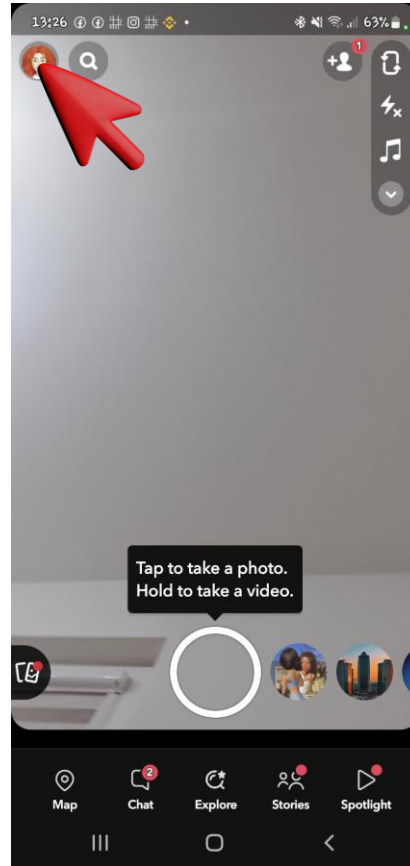
☆ Well Done! ☆



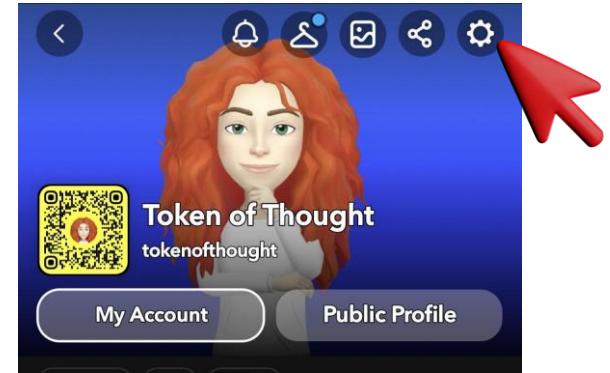




1

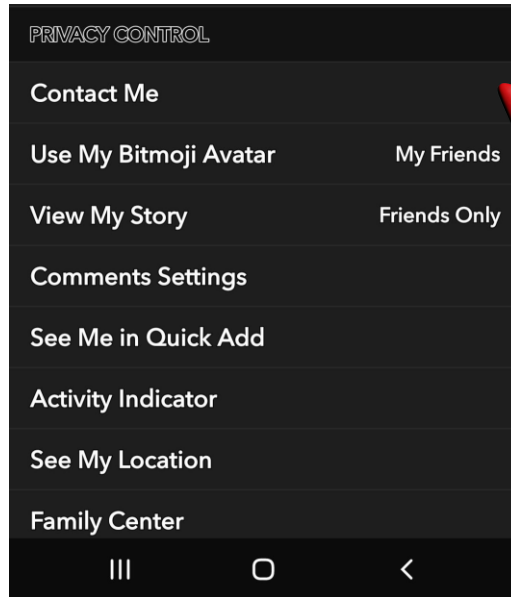


2

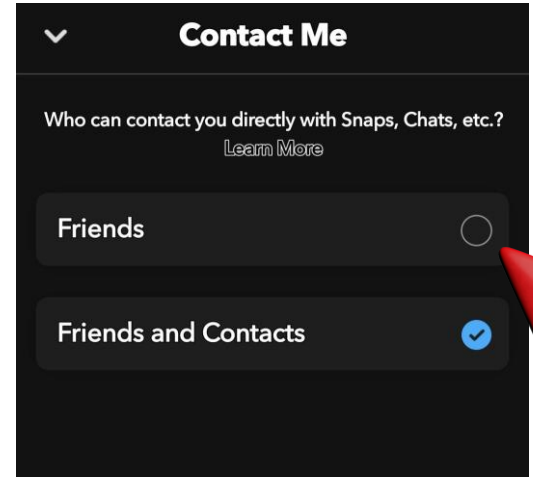




3



4



★ Great Job!



3

# Recognizing Safe vs. Unsafe Requests Online



# Inappropriate Online Request

## Examples

Inappropriate Messaging

Sexualized Content

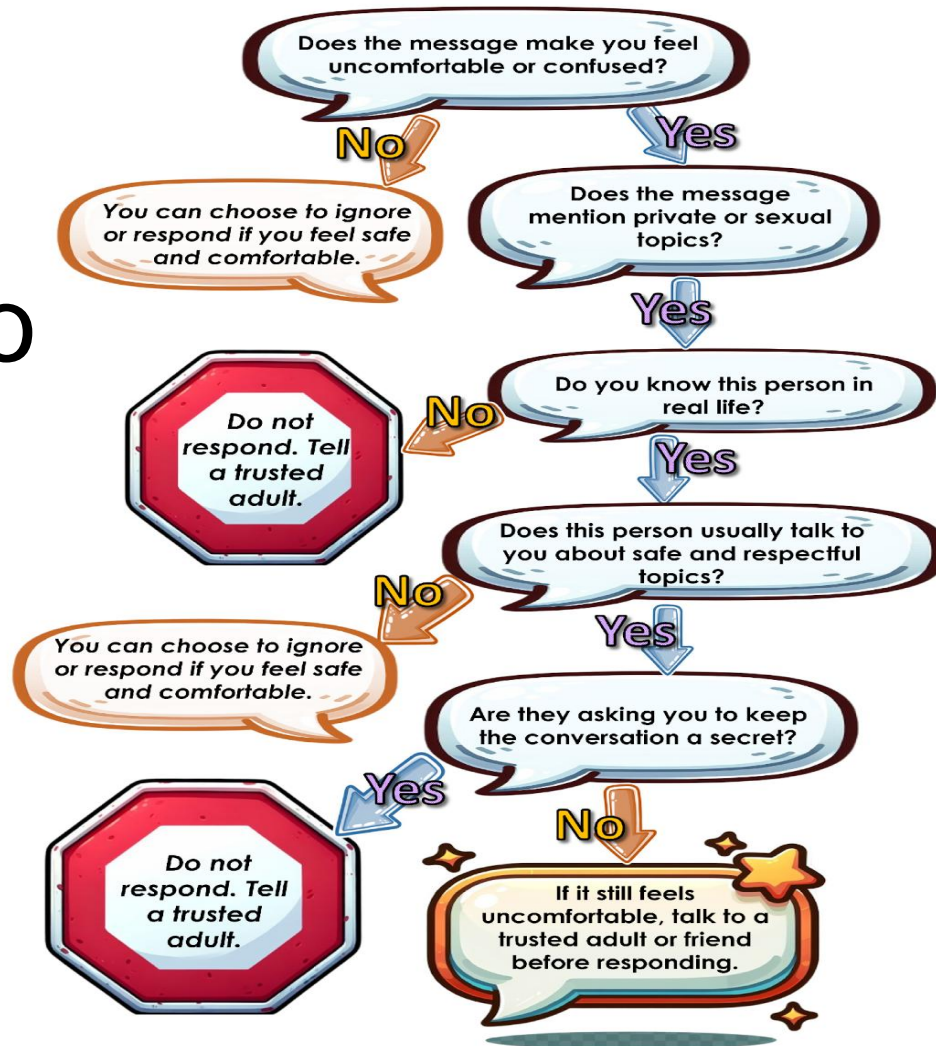
Sexual Comments

Manipulation

Sexual Jokes

Pressure

# Should I Respond to This Message?



*What should we do when receiving  
unwanted messages or calls* ?

**BLOCK!**



# Blocking Guides




**Messenger**



**Instagram**



**Facebook**



**Snapchat**




**TikTok**



# My Safety Superpower!

## Icebreaker 2

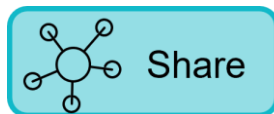

Let's play a game of cards and superpowers!  
Pick a card with an online safety superpower....  
**Share it when it's your turn.**





# What Would You Do?

## Activity 2: Scenario Cards



## What Would You Do?

1

A friend says: I was just thinking about you. Did you end up finishing that puzzle you were working on?"

2

A person you don't know asks you to chat privately and starts saying things like, 'What are you wearing?'

3

Someone sends you a message saying, 'You're so beautiful, we should meet up, just the two of us.'



## What Would You Do?

4

Someone you don't know sends you intimate photos or videos.

5

Message in Group Chat: "Hi everyone! What was your favourite part of yesterday's art class? I loved seeing everyone's paintings of animals!"

6

A person on social media comments on your photo saying something inappropriate like, 'You look hot, send me a private picture.'

7

While playing an online multiplayer game, another player you don't know sends you a private message saying: 'You're really good... do you want to video chat with me later? I bet you look cute when you play.'



# What We've Learned?



**It's never okay for someone to ask for or send inappropriate messages or photos.**

**Always trust your feelings—if something makes you uncomfortable, it's okay to take action.**



# What We've Learned?



**You can block, ignore, report, inappropriate behaviour or talk to someone about it.**

**You are never alone—there are always adults or trusted friends to talk to.**



PR.I.S.C.I.LLA



**ThankYOU**



Co-funded by  
the European Union

*Funded by the European Union. Views and opinions expressed are however those of the author(s) only and do not necessarily reflect those of the European Union or the European Education and Culture Executive Agency (EACEA). Neither the European Union nor EACEA can be held responsible for them.*